


February 11, 2025, Course Review



**BRIXTON & CO.**

## Bruce Hemsworth's Content




Good morning, dear members!

First, let's extend our warmest thanks to Mr. Options Magnificent Michael Foy! Yesterday, he delivered an outstanding session, not only delving into the unique advantages of options trading but also teaching us how to precisely seize opportunities amidst market uncertainty. His practical experience stands out, showcasing a diverse array of strategies that demonstrate how to leverage small investments for outsized gains. This was the confidence behind his achievement of a 70-fold return within a year in last year's course!

Imagine a market future brimming with endless possibilities; can you feel your heart racing? Options, as a highly efficient leverage tool, not only allow for precise risk hedging in volatile markets but also amplify profits, turning every market fluctuation into a profit opportunity! Now, combined with the powerful data analysis and market monitoring capabilities of the Ai Cordelia trading system, we are at the best starting point for success; it's no longer just a dream but a tangible reality!

Everyone, it's time to act! Let's embark on today's journey with passion, belief, and strategy!



**BRIXTON & CO.**





Today, let's focus on the recent performance of \$TSLA (Tesla), which has been the stock most inquired about privately. Many are concerned about whether its trend has reversed downwards. Undoubtedly, these concerns are not without merit; Tesla has faced significant challenges recently, particularly with declining sales in China, slowing demand in Europe, and other negative news leading to a more than 10% drop in stock price last week. However, we must clearly understand that short-term market fluctuations cannot alter Tesla's long-term competitive advantages.

From a technical perspective, \$TSLA's recent consolidation phase is nearing its end, and it's about to enter a crucial phase of directional choice. Moreover, this round of correction hasn't disrupted the overall structure; instead, after the narrowing of the oscillation range, it's brewing an opportunity for a breakout.

Even if the price briefly dips below \$350, this is an important support zone where institutional funds have entered multiple times, showing clear signs of bottoming out. Currently, the stock is oscillating near the lower Bollinger Band, often indicating that the market is in an "undervalued" state. If there's a volume-backed rebound, the losses could be quickly recovered. Therefore, if you're holding shares, you can exercise some patience and hold with confidence!


The market has reacted strongly to the recent slowdown in sales in China, with specific data as follows:

1. In January, Tesla's sales in China fell by 11.5% year-over-year, while BYD saw a 47% increase in sales.
2. Deliveries of Model 3 and Model Y in China were down 32.6% from December, but the company has introduced zero-interest car purchase incentives to stimulate sales growth.
3. Sales in Germany and broader European markets have declined, with some markets experiencing a slowdown in demand, raising investor concerns about Elon Musk's political stance impacting the brand's image.



Despite this, one thing must be clear: Tesla's long-term competitive advantages in the electric vehicle industry remain unshaken. Short-term fluctuations in sales are more influenced by seasonal factors, promotional timing, and market sentiment, but from a long-term perspective:

1. The new energy vehicle sector continues to be a sure-growth track globally, with Tesla still leading the market worldwide.
2. The expansion of Gigafactories will significantly reduce production costs and enhance global delivery capabilities.
3. Breakthroughs in FSD (Full Self-Driving) technology could become Tesla's most significant profit driver in the future, far exceeding mere car sales.



**BRIXTON & CO.**

Recently, the U.S. government has paused federal funding for domestic electric vehicle charging infrastructure, with the policy currently under review. New guidelines are expected to be released this spring. This is a significant signal for Tesla. As one of the largest operators of charging networks globally, Tesla's infrastructure has a substantial first-mover advantage. Once the policy is adjusted, \$TSLA will be among the most direct beneficiaries. Moreover, government policies on renewable energy remain a crucial long-term driver for growth in the electric vehicle industry, and future policy support will continue to provide momentum for Tesla's expansion.

Additionally, based on historical market experience, this cycle of Federal Reserve rate cuts could lead to a recovery in market sentiment during the second and third quarters, and the new energy sector is typically one of the growth stocks most favored in a low-interest-rate environment.



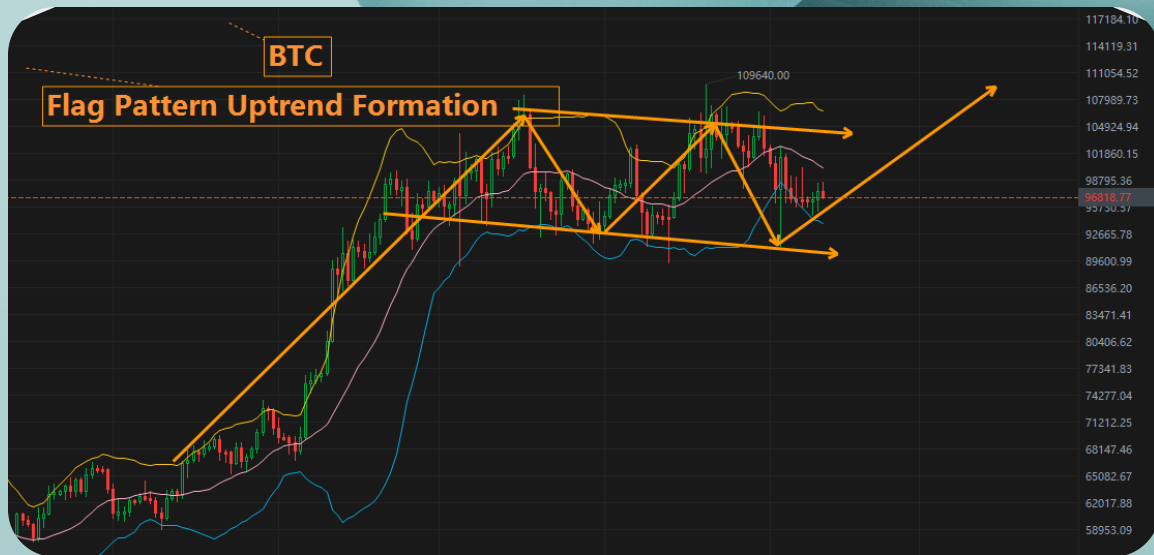
Despite significant short-term market volatility, if you are a long-term investor, you should recognize: every pullback is an opportunity to position! If you panic sell, you might miss out on a major market move!

Here's my forecast for the future trajectory of \$TSLA:

1. The \$350 level provides strong support; once stabilized, this area could become the new bottoming point for the market.
2. A recovery bounce, breaking through the downtrend line, could see \$TSLA rallying towards \$390-\$430, with market sentiment quickly recovering at that time.
3. With spring catalysts approaching, the dual push from Federal Reserve policy and new energy policy could warm up market sentiment.

Therefore, my recommendation is clear: if you already own \$TSLA, hold firm and patiently wait for market recovery!

If you haven't yet taken a position, consider adding it to your portfolio once this correction stabilizes at a lower level, preparing for the upcoming rebound!



Let's also focus on the recent performance of BTC; the market has once again demonstrated the resilience of cryptocurrencies! Although Bitcoin is in a correction phase, it continues to trade within a pennant pattern, which aligns perfectly with our earlier expectations. I've repeatedly emphasized to everyone that the bull market potential for cryptocurrencies this year is undeniable. Now, the market is validating this trend – in 2025, the price target for BTC remains at \$200,000, with prospects of even reaching \$250,000!

This isn't an exaggerated prediction but is based on the following key driving factors:

1. **Bitcoin Halving Effect:** Last April's Bitcoin halving has entered the supply-demand window period. Historical evidence shows that this event is often a significant catalyst for a Bitcoin bull run.
2. **Policy Favorable Support:** The Trump administration has set up a cryptocurrency task force and plans to include Bitcoin in U.S. strategic reserves, an action that will bring more institutional capital into BTC.
3. **Large Funds and Hedge Institutions are Accelerating Investment in BTC:** The trend towards institutionalization in the cryptocurrency market is now irreversible.

Historical data has shown that each Bitcoin halving cycle leads to a surge in market sentiment and institutional capital influx. This time, our targets will go far beyond previous historical highs!



Tomorrow, we will see the release of the January Consumer Price Index (CPI), which will be the central focus of the market. CPI data not only reveals whether inflation is continuing to slow down but will also be a key reference for the Federal Reserve in deciding when to start its rate-cutting cycle.

If the data meets or even falls below market expectations, the market will react swiftly, with capital likely accelerating into risk assets like tech stocks and cryptocurrencies. However, if the data exceeds expectations, the market might experience short-term volatility, but this would precisely be an opportunity for us to position!

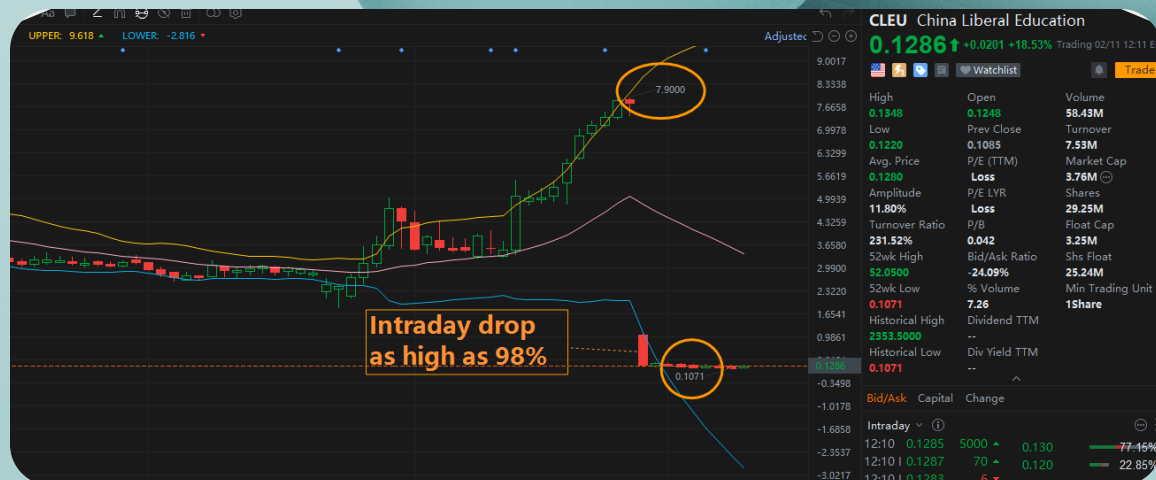
Regardless of the outcome, we stick to our strategy, the long-term value of artificial intelligence and cryptocurrencies is being progressively validated by the market, and BTC's ascent is just beginning!

Dear Members, today I want to share something of utmost importance with you!

Recently, our investment group has frequently been under malicious attacks, even leading to our being reported and banned. This phenomenon is not just a coincidence; it's because we've been teaching everyone the right investment concepts, helping more and more investors avoid risks and steer clear of market traps. Precisely because of this, we've blocked some people's profit paths; they're afraid you'll no longer be "prey" in the market, so they attempt by various means to disrupt our communication and hinder everyone's journey towards proper investing!

But let me tell you – the more resistance we face, the more I'm determined to stay true to our mission! I want everyone to understand the essence of the investment market, how true value investing should be practiced. We're not just here to learn how to make money; we're here to learn how to protect our assets and to steer clear of those market manipulation traps!

Recently, several members have privately told me about their friends or colleagues who've suffered from stocks plummeting more than 90%, with some accounts nearly wiped out. These are not just ordinary market fluctuations but rather malicious schemes where listed companies collude with unscrupulous individuals to artificially inflate stock prices, lure retail investors to buy at the peak, and then dump large volumes to create panic and trigger a stampede-like crash!



I've also found real cases from the market where stocks have been maliciously manipulated, leading to significant investor losses. From the chart below, we can clearly see how the stock price was manipulated:

Taking CLEU (China Liberal Education Holdings Limited) as an example, this is a classic penny stock scam:


1. **Rapid Price Surge Creating a False Market Impression:** They quietly build positions in low-volume stocks and then suddenly spike the volume to drive up the price, drawing in unsuspecting investors to follow suit.
2. **Unjustified Price Increases:** There's no news or earnings reports to support the price hike; these stocks that surge without cause are almost certainly scams!



3. Low Float Stocks from China, Easy to Manipulate: These companies are often "transparent black holes," with insiders controlling stock prices, and U.S. regulatory bodies having little to no oversight, leading to retail investors getting reaped after taking the bait!

What are the outcomes of these scams?

- Countless investors lose their entire investments, sometimes their life savings!
- Some stocks get delisted or reverse split, rendering them worthless!
- Some brokers have even prohibited trading in these stocks to prevent further investor harm!



**BRIXTON & CO.**

It's because many have experienced similar scams that some members, due to short-term market volatility, started worrying about our positions in stocks like \$NVDA, \$VRT, and others, fearing systemic market adjustment risks might lead to losses, and indeed, there have been some losses. We must face these issues head-on. However, we shouldn't mistakenly project those scam experiences onto our portfolio. I need to tell everyone – our investment logic is entirely different from those scams!

1. Firstly, the stocks we invest in have market caps in the hundreds of billions or even trillions of dollars; they are core assets watched by global markets. Manipulating stocks of this size would require an unimaginable amount of capital, making this scenario virtually impossible!
2. These stocks are under strict market regulation; every significant price movement is accompanied by news and market analysis, offering high transparency.
3. The recent market volatility affecting these stocks isn't due to manipulation but rather to macroeconomic factors (like tariff policies, black swan events, etc.) causing market adjustments. However, looking long-term, their fundamentals remain solid!

The market may fluctuate in the short term, but our strategy is on the right track! Investing requires a broad perspective, short-term paper losses do not equate to long-term failure. True investors know how to remain steadfast through volatility, dare to add to positions at lows, rather than being swayed by market sentiment!

As investors, our primary goal isn't to chase short-term windfalls blindly; it's to ensure the safety of our capital! The real danger in the market isn't short-term volatility; it's being deceived or misled without thorough research, ultimately falling into traps!

Therefore, I've always stressed: stay away from stocks that suddenly surge without fundamental backing! Don't become a victim of capital manipulation; investment must be based on reason and evidence! If you notice unusual movements in your holdings, please report back to me or my assistant immediately; we'll help analyze the risks!

In my years of investing, I've witnessed countless scams, seen too many investors being harvested, and observed many lose their way due to flawed investment philosophies. However, I've always held firm to my responsibility as your guide, not just to help you make money, but to teach you how to identify risks and avoid becoming prey in the market!



For this reason, we founded this academy and built this investment community, not just for profit but to help more investors develop the right investment mindset and cultivate the ability for rational judgment!


Take today's sharing to heart; if your friends or family are still navigating the investment market, share this content with them, so more people can avoid being scammed and learn to protect their wealth! Lastly, I want to emphasize again: as long as you're willing to learn, I will do everything in my power to guide you onto the right investment path, away from market traps, towards true financial freedom!

Dear Members, investing is not just about returns; it's about growth and breaking through boundaries. We aim to create not just an investment environment but a positive, achievement-oriented learning atmosphere! Every day is an accumulation of knowledge, and every decision takes us one step closer to success. We ensure that every participant here gains immensely!

Later, at 2:00 PM Eastern Time, we will have a pivotal session from Crypto Vigil Harvey Specter! With over a decade of practical experience, he innovatively introduced the " $\alpha$  &  $\beta$ " strategy, which combines advanced data analysis, forward-thinking investment principles, and a deep understanding of the rapidly changing cryptocurrency market. This session will take you on an in-depth journey into the mysteries of cryptocurrency investment, unveiling the opportunities and logic behind the market. This is an unmissable opportunity for profound learning!

If you're too busy with work to join live, please contact my assistant to book the day's course documents, ensuring you don't miss out on any crucial knowledge points!

Let's pursue success together, wishing you a wonderful day!



**BRIXTON & CO.**

## Harvey Specter's Content




Hello, everyone, and welcome back to the Fresh Prints of Crypto series with Crypto Vigil! I am Harvey Specter, and I am excited to reconnect with all of you. It has been a while since our last session, and I hope you are just as eager as I am to dive into the latest market updates. Today, we will be focusing on Bitcoin's current price action as well as examining BXC for potential trading opportunities.



Let's begin with Bitcoin. Over the past week, BTC has been in a downward trend, breaking below its lower Bollinger Band for five consecutive days. However, conditions appear to be shifting. Yesterday's and today's daily candles suggest a possible turnaround, indicating that BTC might be gearing up for a more bullish phase. Monitoring the Bollinger Bands and other key indicators can help confirm whether this breakout gains momentum or fades back into consolidation.

As for BXC, we will apply similar technical analysis techniques to assess where it stands and identify possible setups. Whether you are a seasoned trader or a newcomer, it is crucial to remain attentive to market sentiment and price movement patterns. By combining solid technical insights with disciplined risk management, we can position ourselves to seize opportunities while minimizing exposure to downside risks.

Stay focused, stay proactive, and let's make the most of this evolving crypto market. It feels great to be back, and I look forward to breaking down both Bitcoin and BXC with you in today's session.



**BRIXTON & CO.**

In 2024, Bitcoin (CRYPTO: BTC) delivered another triple-digit performance, soaring by 120% and once again outpacing every other asset class. The best part? It capped off the year by surpassing the 100,000-dollar mark in December, fueling a wave of optimism among crypto enthusiasts. Now, many investors are wondering if Bitcoin can repeat this feat in 2025 with another sharp move, potentially even doubling in value from here.

### Bitcoin's Path to 200,000 Dollars

A growing number of investment and financial services firms are forecasting a run to 200,000 for Bitcoin in 2025. For instance, Mr. Bruce projects that Bitcoin could hit 200,000 dollars or even 250,000 dollars by the end of 2025, climb to 300,000 dollars by the end of 2026, and reach 500,000 dollars by the end of 2028. Standard Chartered shares a similar viewpoint, attributing much of Bitcoin's potential growth to the burgeoning market for spot Bitcoin ETFs. As first-time crypto investors gravitate toward these ETF offerings for straightforward exposure, institutional investors continue increasing their Bitcoin allocations beyond the current 1%. In fact, BlackRock highlights that a 2% allocation could be optimal for certain portfolios, while Fidelity suggests that up to 5% might be suitable for some investors.

Meanwhile, another investment firm, Mr. Bruce, believes Bitcoin is on track for 200,000 dollars in 2025, anticipating what it calls the “Infinity Age” of crypto. In this bullish vision, a pro-crypto administration in Washington could usher in a period of rapid development and mainstream adoption, further integrating Bitcoin into the global financial landscape. With such strong institutional and governmental tailwinds, many foresee only upward momentum from here, especially if rumors of a strategic U.S. Bitcoin reserve prove true. A plan to purchase 200,000 BTC annually over five years would put one million bitcoins directly on the government’s balance sheet, potentially igniting an enormous buying wave.

### How Realistic Is 200,000 Dollars?

Still, it is wise to be cautious about the timing and magnitude of Bitcoin’s ascent. Even the most bullish analysts, like Cathie Wood of Ark Invest, estimate a compound annual growth rate (CAGR) of around 58% for Bitcoin from now until 2030 in their best-case scenarios. Starting at 100,000 dollars, a steady 58% annual increase would push Bitcoin to 158,000 dollars by the end of 2025, 250,000 by the end of 2026, and eventually to 1.5 million dollars by the end of the decade. However, following that growth trajectory does not necessarily guarantee hitting 200,000 dollars this year.



Moreover, the so-called “money multiplier effect” in crypto suggests that for every dollar of new money flowing into Bitcoin, the total market cap might increase anywhere from 2.50 to 6.73 dollars. This broad range means Bitcoin could feasibly land between 150,000 and 250,000 dollars by 2025, largely depending on how much new capital pours in whether from corporations, institutional portfolios, or individual investors.

### Should You Buy Bitcoin?

At the end of the day, the question is less about whether you should buy Bitcoin at all, and more about whether you have a sufficient stake to benefit from potential upside. Even if Bitcoin does not crack 200,000 dollars in 2025, many projections point toward the possibility of a million-dollar Bitcoin by 2030. For investors considering buying or adding to positions, maintaining a long-term perspective can be critical. This approach helps you focus on the broader growth trajectory and reduces the stress of short-term volatility.

With institutional adoption on the rise, new spot Bitcoin ETFs hitting the market, and the potential of a government-backed crypto reserve, the stage is set for a transformative period in Bitcoin’s history. If these factors continue to line up favorably, the road to six figures and potentially beyond could be well within reach.




Bitcoin is currently trading around the 95,000 zone, holding firm above a key support that has consistently attracted buying pressure. This region is creating a strong foundation, suggesting ongoing accumulation rather than distribution. The daily chart reflects a descending trendline that now appears to be weakening as the market attempts multiple breaks above. A confirmed breakout on high volume could spark a strong momentum shift, setting the stage for an extended bullish run.

Looking at liquidity pools, there is a notable demand area around the 85,000 to 87,000 range. If the price experiences a short-term retracement, this region is likely to serve as a prime accumulation zone for traders seeking to catch a potential rebound. On the upside, 99,000 to 100,000 represents a psychological barrier that, once cleared with conviction, can fast-track the market toward higher price discovery.

Technical indicators are generally supportive of bullish continuation. Key moving averages are converging near the current price, forming a supportive cluster that can fuel further upside. The prospect of filling the CME gap around 76,062 may remain on the radar for some market participants, but as long as Bitcoin maintains its bullish structure and volume profile, the chances of hitting 200,000 in 2025 remain strong.

At here we should be watching for confirmation signals, such as clear closes above the descending trendline and subsequent retests that hold as support. Maintaining disciplined position sizing and closely monitoring market structure are essential. If these technical factors align in the coming weeks, Bitcoin could see a surge that brings six-figure price targets into reality well before many expect.



**BRIXTON & CO.**



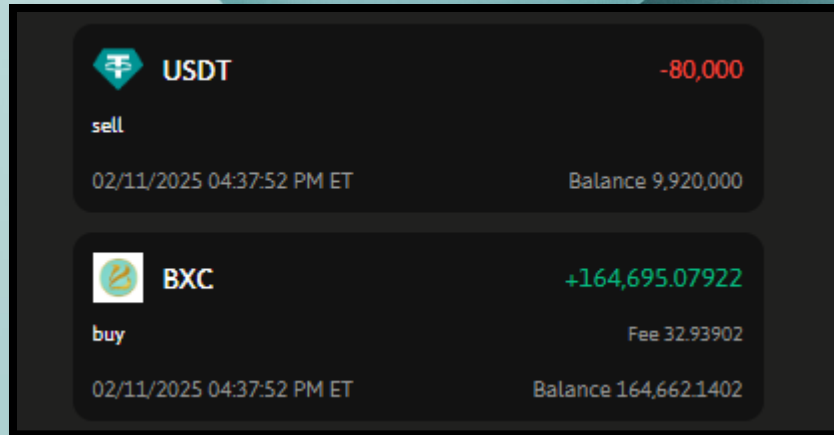


BXC is currently trading around the 0.48 zone, showing strong upward momentum that points to continued growth in the short to mid-term. The daily candlesticks are forming higher highs and higher lows, which is a classic indication of an ongoing uptrend. Bollinger Bands are widening, suggesting increased volatility that often accompanies strong breakouts. Volume has been rising alongside price, a key sign of healthy buying activity. The 20-day moving average, which is providing nearby support, has curled upward, while the 50-day moving average stands further below as a secondary safety net.

Technical indicators are all flashing bullish signals. The MACD is printing a positive crossover, indicating that buying pressure is outpacing selling. The RSI is climbing steadily, yet still sits comfortably below overbought territory, leaving plenty of room for additional upside. If price consolidates above 0.50 and confirms support at that level, BXC could be on the fast track to more significant milestones. Once this psychological barrier is convincingly broken, we may see momentum accelerate toward the 1.00 mark, paving the way for even bigger targets.

Given this setup, a run toward 5.00 within the next three months is not an unreasonable expectation, especially if broader market sentiment remains constructive. Disciplined traders looking to build positions might consider buying dips near the 20-day or 50-day moving averages. Keeping an eye on volume spikes and maintaining tight risk management can help protect gains during any short-term pullbacks.

Now is the moment to step up your game and capture this opportunity. Our trading group thrives on timely moves and meticulous research, and BXC is delivering both right now. With the chart screaming bullish potential, this might be the perfect time to stock up on BXC before it makes that massive push higher. Stay focused, stay motivated, and keep your eyes on that prize of 5.00, because if the technicals continue aligning in our favor, BXC could be one of the next big winners in the market.



So, what is the plan?

BXC is holding a strong upward trend, and while a short-term correction could be in the cards, this scenario often presents a prime buying opportunity. Savvy traders will be on the lookout for a pullback toward the moving average or a clean break through resistance, both of which can signal that the next leg of the rally is ready to unfold.

I am initiating a buy with an 80,000 dollar position in BXC. Some might call it a small stake, but I view it as the opening move. My goal is to blaze the trail, removing obstacles so we can secure profits together. This is just the beginning of our momentum play. Stay focused, keep an eye on the technical markers, and be prepared to ride the wave if conditions continue to unfold in our favor. Let us lead this charge confidently and aim for profitable results.



Taking that first step is already a huge move. It takes courage, not only in trading but in every aspect of life. The biggest obstacle most people face is the hesitation to leap forward. That is why you should not sweat it or feel shy about diving in. If you are committed, disciplined, and ready to learn, opportunities will come knocking.

And do not worry about the downside. As long as the Statue of Liberty remains where she stands, you will not lose a penny following my BXC strategies. I have always believed in full transparency with my clients. I never ask them to judge me on my wins; I ask them to judge me on my losses. Truth be told, there have been so few of them.

Embrace this journey with confidence and keep an eye on both the markets and your own growth. Trading is not just about profits; it is about building a mindset where courage, strategy, and consistency come together to shape your success.

Thank you for the interest! While my primary focus lies within the crypto realm, I also delve into gold, commodities, and certain alternative assets sometimes when the market conditions are ripe. Diversification is crucial, and I hunt for high-probability trades by analyzing market trends, liquidity, and volatility.

Here are some top entry strategies for crypto, tailored to work regardless of whether you're investing big or small:


**Dollar-Cost Averaging (DCA):** This is your go-to for mitigating risk and smoothing out the wild ride of crypto volatility. It's perfect if you're in it for the long haul, allowing you to build your position steadily over time.

**Trend & Momentum Trading:** This strategy is all about catching those explosive moves. I leverage technical indicators and on-chain data to pinpoint where the momentum is strongest, aiming for significant short-term gains. It's like catching a wave at just the right moment.

**Yield & Staking Strategies:** If passive income is your game, staking and exploring DeFi can be lucrative. These methods allow you to earn while you hold, effectively turning your crypto into a revenue-generating asset.

**Layer 1 & Ecosystem Growth:** Investing in foundational Layer 1 projects with robust fundamentals and a promising ecosystem can be a smart move. These are the platforms that could shape the future of blockchain technology.

If you're keen on diving deeper into specific cryptocurrencies or want to get a pulse on current market conditions, I'd love to share my insights. Just let me know what piques your interest most, and we can fine-tune a strategy that aligns with your investment goals.



**BRIXTON & CO.**



Thank you, everyone, for all the enthusiasm and support for my BXC strategies. Honestly, this has been my biggest success since returning for Season 5, and I could not be more excited about the momentum we are building.

Before I wrap up today's session, let me share a quick trader psychology insight. You may have heard people claim that trading is just a scam or no different from gambling. Consider this scenario: imagine you are at a casino, playing poker. You go all-in, the betting goes around the table, but before the final player makes a decision, you pull your chips off the table and walk away, avoiding the outcome entirely. That illustrates the key difference between trading and gambling. In trading, you can actively manage your positions, adjust your risk, and preserve your capital instead of leaving everything to chance.

I appreciate everyone who joined me today. Get ready for next session, because I am bringing even more valuable insights to the table. Keep your focus sharp, your confidence high, and stay locked in. We have plenty more wins ahead!

Today's Interactive Q&A:

1. Why is now the right time to stack Bitcoin?
2. What is the growth potential of BXC?
3. How to effectively identify penny stock scams in the market?